

Tabel.1 Tahun Tanam dan Umur Tanaman Pala

No	Umur Tanaman (Tahun)	Tahun Tanam (Tahun)
1	18	1998
2	18	1998
3	16	2000
4	16	2000
5	14	2002
6	15	2001
7	15	2001
8	14	2002
9	13	2003
10	13	2003
11	14	2002
12	15	2001
13	16	2000
14	11	2005
15	11	2005
16	12	2004
17	12	2004
18	14	2002
19	15	2001
20	13	2003
21	13	2003
22	10	2006
23	16	2000
24	16	2000
25	12	2004
26	13	2003
27	13	2003
28	12	2004
29	14	2002
30	11	2005
31	11	2005
32	12	2004
33	13	2003
34	14	2002
35	12	2004
36	11	2005
37	10	2006
38	10	2006
39	12	2004
40	11	2005

Tabel.1 Lanjutan

No	Umur Tanaman	Tahun Tanam
41	13	2003
42	11	2005
43	11	2005
44	10	2006
45	10	2006
46	13	2003
47	13	2003
48	14	2002
49	14	2002
50	15	2001
51	15	2001
52	12	2004
53	12	2004
54	12	2004
55	11	2005
56	11	2005
57	10	2006
58	10	2006
59	10	2006
60	10	2006
61	12	2004
62	13	2003
63	13	2003
64	14	2002
65	14	2002
66	15	2001
67	15	2001
68	16	2000
69	16	2000
70	12	2004
71	12	2004
72	10	2006
73	11	2005
74	13	2003
75	14	2002
76	15	2001
77	16	2000
78	10	2006
79	12	2004
80	14	2002

Tabel.1 Lanjutan

No	Umur Tanaman	Tahun Tanam
81	15	2001
82	15	2001
83	15	2001
84	12	2004
85	12	2004
86	12	2004
87	10	2006
88	10	2006
89	10	2006
90	15	2001
91	11	2005
92	15	2001
93	16	2000
94	16	2000
95	12	2004
96	13	2003
97	14	2002
98	14	2002
99	15	2001
100	10	2006
Total	1,297	200,303
Rata-Rata	13	2,003

Tabel 2. Total Biaya Pupuk Tanaman Pala

No	Luas Lahan (Ha)	UREA			KCL			NPK			TSP			Jumlah (Rp)
		Jumlah (Kg)	Harga (Rp)	Total (Rp)	Jumlah (Kg)	Harga (Rp)	Total (Rp)	Jumlah (Kg)	Harga (Rp)	Total (Rp)	Jumlah (Kg)	Harga (Rp)	Total (Rp)	
1	1.2	20	3,000	60,000	25	4,000	100,000	20	3,000	60,000	25	3,500	87,500	307,500
2	1.5	25	3,000	75,000	25	4,000	100,000	15	3,000	45,000	30	3,500	105,000	325,000
3	1.5	30	3,000	90,000	15	4,000	60,000	30	3,000	90,000	15	3,500	52,500	292,500
4	4.0	50	3,000	150,000	40	4,000	160,000	50	3,000	150,000	30	3,500	105,000	565,000
5	1.0	15	3,000	45,000	20	4,000	80,000	15	3,000	45,000	15	3,500	52,500	222,500
6	0.8	10	3,000	30,000	15	4,000	60,000	10	3,000	30,000	25	3,500	87,500	207,500
7	1.2	20	3,000	60,000	25	4,000	100,000	20	3,000	60,000	20	3,500	70,000	290,000
8	1.3	25	3,000	75,000	20	4,000	80,000	25	3,000	75,000	25	3,500	87,500	317,500
9	1.8	30	3,000	90,000	25	4,000	100,000	30	3,000	90,000	20	3,500	70,000	350,000
10	1.1	20	3,000	60,000	15	4,000	60,000	20	3,000	60,000	20	3,500	70,000	250,000
11	1.0	20	3,000	60,000	15	4,000	60,000	20	3,000	60,000	25	3,500	87,500	267,500
12	1.2	15	3,000	45,000	20	4,000	80,000	15	3,000	45,000	15	3,500	52,500	222,500
13	0.7	10	3,000	30,000	15	4,000	60,000	10	3,000	30,000	10	3,500	35,000	155,000
14	1.1	25	3,000	75,000	20	4,000	80,000	25	3,000	75,000	25	3,500	87,500	317,500
15	0.8	15	3,000	45,000	25	4,000	100,000	15	3,000	45,000	20	3,500	70,000	260,000

Tabel.2 Lanjutan

No	Luas Lahan (Ha)	Jumlah (Kg)	UREA		Jumlah (Kg)	KCL		Jumlah (Kg)	NPK		Jumlah (Kg)	TSP		Jumlah (Rp)
			Harga (Rp)	Total (Rp)		Harga (Rp)	Total (Rp)		Harga (Rp)	Total (Rp)		Harga (Rp)	Total (Rp)	
18	1.3	20	3,000	60,000	15	4,000	60,000	20	3,000	60,000	15	3,500	52,500	232,500
19	1.1	20	3,000	60,000	15	4,000	60,000	20	3,000	60,000	15	3,500	52,500	232,500
20	0.9	15	3,000	45,000	10	4,000	40,000	15	3,000	45,000	15	3,500	52,500	182,500
21	1.0	20	3,000	60,000	20	4,000	80,000	20	3,000	60,000	20	3,500	70,000	270,000
22	1.0	20	3,000	60,000	20	4,000	80,000	20	3,000	60,000	20	3,500	70,000	270,000
23	1.2	25	3,000	75,000	25	4,000	100,000	25	3,000	75,000	25	3,500	87,500	337,500
24	1.0	20	3,000	60,000	20	4,000	80,000	20	3,000	60,000	20	3,500	70,000	270,000
25	1.5	25	3,000	75,000	25	4,000	100,000	25	3,000	75,000	25	3,500	87,500	337,500
26	1.1	20	3,000	60,000	15	4,000	60,000	20	3,000	60,000	20	3,500	70,000	250,000
27	1.1	20	3,000	60,000	25	4,000	100,000	20	3,000	60,000	20	3,500	70,000	290,000
28	1.2	25	3,000	75,000	25	4,000	100,000	25	3,000	75,000	25	3,500	87,500	337,500
29	1.0	15	3,000	45,000	15	4,000	60,000	15	3,000	45,000	15	3,500	52,500	202,500
30	1.0	15	3,000	45,000	15	4,000	60,000	15	3,000	45,000	20	3,500	70,000	220,000
31	1.0	10	3,000	30,000	20	4,000	80,000	10	3,000	30,000	15	3,500	52,500	192,500
32	1.3	20	3,000	60,000	20	4,000	80,000	20	3,000	60,000	15	3,500	52,500	252,500

Tabel.2 Lanjutan

No	Luas Lahan (Ha)	UREA			KCL			NPK			TSP			Jumlah (Rp)
		Jumlah (Kg)	Harga (Rp)	Total (Rp)	Jumlah (Kg)	Harga (Rp)	Total (Rp)	Jumlah (Kg)	Harga (Rp)	Total (Rp)	Jumlah (Kg)	Harga (Rp)	Total (Rp)	
33	1,1,	25	3,000	75,000	30	4,000	120,000	25	3,000	75,000	25	3,500	87,500	357,500
36	1.8	25	3,000	75,000	20	4,000	80,000	25	3,000	75,000	25	3,500	87,500	317,500
37	1.0	20	3,000	60,000	20	4,000	80,000	20	3,000	60,000	15	3,500	52,500	252,500
38	1.0	15	3,000	45,000	20	4,000	80,000	15	3,000	45,000	15	3,500	52,500	222,500
39	1.1	25	3,000	75,000	25	4,000	100,000	25	3,000	75,000	25	3,500	87,500	337,500
40	0.7	15	3,000	45,000	15	4,000	60,000	15	3,000	45,000	20	3,500	70,000	220,000
41	1.3	25	3,000	75,000	25	4,000	100,000	25	3,000	75,000	25	3,500	87,500	337,500
42	0.9	20	3,000	60,000	20	4,000	80,000	20	3,000	60,000	20	3,500	70,000	270,000
43	1.0	20	3,000	60,000	15	4,000	60,000	20	3,000	60,000	15	3,500	52,500	232,500
44	1.0	20	3,000	60,000	20	4,000	80,000	20	3,000	60,000	20	3,500	70,000	270,000
45	1.2	25	3,000	75,000	25	4,000	100,000	25	3,000	75,000	25	3,500	87,500	337,500
46	2.0	30	3,000	90,000	20	4,000	80,000	30	3,000	90,000	25	3,500	87,500	347,500
47	1.3	25	3,000	75,000	25	4,000	100,000	25	3,000	75,000	25	3,500	87,500	337,500
48	1.1	20	3,000	60,000	20	4,000	80,000	20	3,000	60,000	20	3,500	70,000	270,000
49	1.3	20	3,000	60,000	20	4,000	80,000	20	3,000	60,000	20	3,500	70,000	270,000

Tabel.2 Lanjutan

No	Luas Lahan (Ha)	UREA			KCL			NPK			TSP			Jumlah (Rp)
		Jumlah (Kg)	Harga (Rp)	Total (Rp)	Jumlah (Kg)	Harga (Rp)	Total (Rp)	Jumlah (Kg)	Harga (Rp)	Total (Rp)	Jumlah (Kg)	Harga (Rp)	Total (Rp)	
50	1.5	20	3,000	60,000	25	4,000	100,000	20	3,000	60,000	15	3,500	52,500	272,500
51	1.0	20	3,000	60,000	20	4,000	80,000	20	3,000	60,000	20	3,500	70,000	270,000
54	1.3	20	3,000	60,000	20	4,000	80,000	20	3,000	60,000	20	3,500	70,000	270,000
55	1.0	10	3,000	30,000	10	4,000	40,000	10	3,000	30,000	10	3,500	35,000	135,000
56	1.2	25	3,000	75,000	25	4,000	100,000	25	3,000	75,000	25	3,500	87,500	337,500
57	1.0	25	3,000	75,000	25	4,000	100,000	25	3,000	75,000	15	3,500	52,500	302,500
58	1.8	25	3,000	75,000	20	4,000	80,000	25	3,000	75,000	15	3,500	52,500	282,500
59	1.4	25	3,000	75,000	15	4,000	60,000	25	3,000	75,000	25	3,500	87,500	297,500
60	1.0	15	3,000	45,000	15	4,000	60,000	15	3,000	45,000	15	3,500	52,500	202,500
61	0.9	10	3,000	30,000	10	4,000	40,000	10	3,000	30,000	15	3,500	52,500	152,500
62	1.1	20	3,000	60,000	20	4,000	80,000	20	3,000	60,000	20	3,500	70,000	270,000
63	1.3	20	3,000	60,000	20	4,000	80,000	20	3,000	60,000	20	3,500	70,000	270,000
64	1.0	20	3,000	60,000	20	4,000	80,000	20	3,000	60,000	20	3,500	70,000	270,000
65	1.4	25	3,000	75,000	25	4,000	100,000	25	3,000	75,000	25	3,500	87,500	337,500
66	1.2	20	3,000	60,000	20	4,000	80,000	20	3,000	60,000	20	3,500	70,000	270,000

Tabel.2 Lanjutan

No	Luas Lahan (Ha)	Jumlah (Kg)	UREA		Jumlah (Kg)	KCL		Jumlah (Kg)	NPK		Jumlah (Kg)	TSP		Jumlah (Rp)
			Harga (Rp)	Total (Rp)		Harga (Rp)	Total (Rp)		Harga (Rp)	Total (Rp)		Harga (Rp)	Total (Rp)	
67	1.0	15	3,000	45,000	20	4,000	80,000	15	3,000	45,000	15	3,500	52,500	222,500
68	1.0	15	3,000	45,000	15	4,000	60,000	15	3,000	45,000	15	3,500	52,500	202,500
69	1.2	10	3,000	30,000	10	4,000	40,000	10	3,000	30,000	10	3,500	35,000	135,000
72	1.3	20	3,000	60,000	20	4,000	80,000	20	3,000	60,000	15	3,500	52,500	252,500
73	0.8	15	3,000	45,000	15	4,000	60,000	15	3,000	45,000	15	3,500	52,500	202,500
74	1.1	20	3,000	60,000	20	4,000	80,000	20	3,000	60,000	20	3,500	70,000	270,000
75	1.0	20	3,000	60,000	20	4,000	80,000	20	3,000	60,000	20	3,500	70,000	270,000
76	1.0	20	3,000	60,000	20	4,000	80,000	20	3,000	60,000	15	3,500	52,500	252,500
77	1.1	25	3,000	75,000	25	4,000	100,000	25	3,000	75,000	25	3,500	87,500	337,500
78	1.2	20	3,000	60,000	30	4,000	120,000	20	3,000	60,000	20	3,500	70,000	310,000
79	1.0	15	3,000	45,000	15	4,000	60,000	15	3,000	45,000	15	3,500	52,500	202,500
80	1.5	25	3,000	75,000	25	4,000	100,000	25	3,000	75,000	25	3,500	87,500	337,500
81	0.7	15	3,000	45,000	15	4,000	60,000	15	3,000	45,000	15	3,500	52,500	202,500
82	1.1	20	3,000	60,000	20	4,000	80,000	20	3,000	60,000	20	3,500	70,000	270,000
83	0.8	15	3,000	45,000	15	4,000	60,000	15	3,000	45,000	15	3,500	52,500	202,500



Tabel.2 Lanjutan

No	Luas Lahan (Ha)	Jumlah (Kg)	UREA		Jumlah (Kg)	KCL		Jumlah (Kg)	NPK		Jumlah (Kg)	TSP		Jumlah (Rp)
			Harga (Rp)	Total (Rp)		Harga (Rp)	Total (Rp)		Harga (Rp)	Total (Rp)		Harga (Rp)	Total (Rp)	
84	1.0	20	3,000	60,000	20	4,000	80,000	20	3,000	60,000	20	3,500	70,000	270,000
85	1.0	20	3,000	60,000	25	4,000	100,000	20	3,000	60,000	20	3,500	70,000	290,000
86	1.1	20	3,000	60,000	20	4,000	80,000	20	3,000	60,000	20	3,500	70,000	270,000
87	1.2	25	3,000	75,000	25	4,000	100,000	25	3,000	75,000	25	3,500	87,500	337,500
90	1.1	15	3,000	45,000	15	4,000	60,000	15	3,000	45,000	15	3,500	52,500	202,500
91	1.0	15	3,000	45,000	15	4,000	60,000	15	3,000	45,000	15	3,500	52,500	202,500
92	1.1	20	3,000	60,000	25	4,000	100,000	20	3,000	60,000	20	3,500	70,000	290,000
93	1.0	20	3,000	60,000	20	4,000	80,000	20	3,000	60,000	20	3,500	70,000	270,000
94	0.9	15	3,000	45,000	15	4,000	60,000	15	3,000	45,000	15	3,500	52,500	202,500
95	1.0	20	3,000	60,000	20	4,000	80,000	20	3,000	60,000	20	3,500	70,000	270,000
96	1.5	25	3,000	75,000	25	4,000	100,000	25	3,000	75,000	15	3,500	52,500	302,500
97	1.3	20	3,000	60,000	20	4,000	80,000	20	3,000	60,000	20	3,500	70,000	270,000
98	1.0	20	3,000	60,000	20	4,000	80,000	20	3,000	60,000	15	3,500	52,500	252,500
99	0.7	15	3,000	45,000	15	4,000	60,000	15	3,000	45,000	15	3,500	52,500	202,500
100	1.0	20	3,000	60,000	20	4,000	80,000	20	3,000	60,000	20	3,500	70,000	270,000
Total Rata-Rata	118.4	2,045	300,000	6,135,000	2,010	400,000	8,040,000	2,035	300,000	6,105,000	1,955	350,000	6,842,500	27,122,500
	1.2	20.5	3000.0	61350.0	20.1	4000.0	80400.0	20.4	3000.0	61050.0	19.6	3500.0	68425.0	271225.0

Tabel 3. Total Biaya Tenaga Kerja

No	Luas Lahan (Ha)	Tenaga Kerja (Jiwa)	Upah (Rp)	Jumlah (Rp)
1	1.2	2	100,000	200,000
2	1.5	2	80,000	160,000
3	1.5	3	80,000	240,000
4	2.5	4	100,000	400,000
5	1.0	2	80,000	160,000
6	0.8	2	80,000	160,000
7	1.2	3	100,000	300,000
8	1.3	2	80,000	160,000
9	1.8	3	80,000	240,000
10	1.1	3	100,000	300,000
11	1.0	3	100,000	300,000
12	1.2	2	100,000	200,000
13	0.7	2	100,000	200,000
14	1.1	3	100,000	300,000
15	0.8	2	100,000	200,000
16	2.0	3	80,000	240,000
17	1.8	2	80,000	160,000
18	1.3	3	80,000	240,000
19	1.1	3	100,000	300,000
20	0.9	2	100,000	200,000
21	1.0	2	150,000	300,000
22	1.0	2	100,000	200,000
23	1.2	2	150,000	300,000
24	1.0	2	150,000	300,000
25	1.5	3	150,000	450,000
26	1.1	2	150,000	300,000
27	1.1	2	100,000	200,000
28	1.2	2	100,000	200,000
29	1.0	2	100,000	200,000
30	1.0	2	100,000	200,000
31	1.0	2	100,000	200,000
32	1.3	3	100,000	300,000
33	1,1,	2	100,000	200,000
34	1.3	3	100,000	300,000
35	1.1	2	100,000	200,000
36	1.8	4	100,000	400,000
37	1.0	2	100,000	200,000
38	1.0	2	100,000	200,000
39	1.1	2	100,000	200,000
40	0.7	2	100,000	200,000

Lanjutan Tabel 3

No	Luas Lahan (Ha)	Tenaga Kerja (Jiwa)	Upah (Rp)	Jumlah (Rp)
41	1.3	3	150,000	450,000
42	0.9	2	150,000	300,000
43	1.0	2	100,000	200,000
44	1.0	2	100,000	200,000
45	1.2	2	150,000	300,000
46	2.0	4	100,000	400,000
47	1.3	2	100,000	200,000
48	1.1	2	100,000	200,000
49	1.3	3	150,000	450,000
50	1.5	3	150,000	450,000
51	1.0	2	150,000	300,000
52	0.8	2	150,000	300,000
53	1.2	2	150,000	300,000
54	1.3	3	150,000	450,000
55	1.0	2	150,000	300,000
56	1.2	3	100,000	300,000
57	1.0	2	100,000	200,000
58	1.8	4	100,000	400,000
59	1.4	3	100,000	300,000
60	1.0	2	100,000	200,000
61	0.9	2	100,000	200,000
62	1.1	2	100,000	200,000
63	1.3	2	100,000	200,000
64	1.0	2	100,000	200,000
65	1.4	3	100,000	300,000
66	1.2	2	100,000	200,000
67	1.0	2	100,000	200,000
68	1.0	2	150,000	300,000
69	1.2	3	150,000	450,000
70	3.0	5	150,000	750,000
71	1.5	3	100,000	300,000
72	1.3	2	100,000	200,000
73	0.8	2	100,000	200,000
74	1.1	2	100,000	200,000
75	1.0	2	100,000	200,000
76	1.0	2	100,000	200,000
77	1.1	2	100,000	200,000
78	1.2	2	100,000	200,000
79	1.0	2	100,000	200,000
80	1.5	3	100,000	300,000

Lanjutan Tabel 3

No	Luas Lahan (Ha)	Tenaga Kerja (Jiwa)	Upah (Rp)	Jumlah (Rp)
81	0.7	2	100,000	200,000
82	1.1	2	100,000	200,000
83	0.8	2	100,000	200,000
84	1.0	2	100,000	200,000
85	1.0	2	100,000	200,000
86	1.1	2	100,000	200,000
87	1.2	3	150,000	450,000
88	1.3	3	100,000	300,000
89	1.0	2	100,000	200,000
90	1.1	2	100,000	200,000
91	1.0	2	100,000	200,000
92	1.1	3	150,000	450,000
93	1.0	2	150,000	300,000
94	0.9	2	150,000	300,000
95	1.0	2	100,000	200,000
96	1.5	4	150,000	600,000
97	1.3	3	100,000	300,000
98	1.0	2	100,000	200,000
99	0.7	2	100,000	200,000
100	1.0	2	150,000	300,000
Total	116.9	239	11,020,000	26,510,000
Rata-Rata	1.18	2.39	110200.00	265100.00

Tabel.4 Total Biaya Produksi

No	Luas Lahan (Ha)	Biaya Pupuk (Rp)	Biaya Tenaga Kerja (Rp)	Jumlah (Rp)
1	1,2	162.000	200.000	362.000
2	1,5	216.000	200.000	416.000
3	1,5	192.000	200.000	392.000
4	4,0	384.000	300.000	684.000
5	1,0	138.000	200.000	338.000
6	0,8	114.000	150.000	264.000
7	1,2	162.000	200.000	362.000
8	1,3	162.000	200.000	362.000
9	1,8	237.000	200.000	437.000
10	1,1	138.000	200.000	338.000
11	1,0	150.000	200.000	350.000
12	1,2	126.000	200.000	326.000
13	0,7	102.000	150.000	252.000
14	1,1	150.000	200.000	350.000
15	0,8	150.000	150.000	300.000
16	2,0	249.000	250.000	499.000
17	1,8	213.000	250.000	463.000
18	1,3	156.000	200.000	356.000
19	1,1	114.000	200.000	314.000
20	0,9	102.000	150.000	252.000
21	1,0	138.000	200.000	338.000
22	1,0	138.000	200.000	338.000
23	1,2	162.000	200.000	362.000
24	1,0	180.000	200.000	380.000
25	1,5	183.000	200.000	383.000
26	1,1	126.000	200.000	326.000
27	1,1	150.000	200.000	350.000
28	1,2	162.000	200.000	362.000
29	1,0	114.000	200.000	314.000
30	1,0	126.000	200.000	326.000
31	1,0	126.000	200.000	326.000
32	1,3	126.000	200.000	326.000
33	1,1,	174.000	200.000	374.000
34	1,3	126.000	200.000	326.000
35	1,1	138.000	200.000	338.000
36	1,8	213.000	200.000	413.000
37	1,0	126.000	200.000	326.000
38	1,0	126.000	200.000	326.000
39	1,1	162.000	200.000	362.000
40	0,7	126.000	150.000	276.000

Lanjutan Tabel 4

No	Luas Lahan (Ha)	Biaya Pupuk (Rp)	Biaya Tenaga Kerja (Rp)	Jumlah (Rp)
41	1,3	162.000	200.000	362.000
42	0,9	138.000	150.000	288.000
43	1,0	114.000	200.000	314.000
44	1,0	180.000	200.000	380.000
45	1,2	225.000	200.000	425.000
46	2,0	234.000	250.000	484.000
47	1,3	162.000	200.000	362.000
48	1,1	138.000	200.000	338.000
49	1,3	138.000	200.000	338.000
50	1,5	159.000	200.000	359.000
51	1,0	138.000	200.000	338.000
52	0,8	114.000	150.000	264.000
53	1,2	126.000	200.000	326.000
54	1,3	138.000	200.000	338.000
55	1,0	90.000	200.000	290.000
56	1,2	162.000	200.000	362.000
57	1,0	138.000	200.000	338.000
58	1,8	189.000	200.000	389.000
59	1,4	180.000	200.000	380.000
60	1,0	114.000	200.000	314.000
61	0,9	102.000	150.000	252.000
62	1,1	138.000	200.000	338.000
63	1,3	138.000	200.000	338.000
64	1,0	138.000	200.000	338.000
65	1,4	183.000	200.000	383.000
66	1,2	138.000	200.000	338.000
67	1,0	126.000	200.000	326.000
68	1,0	114.000	200.000	314.000
69	1,2	90.000	200.000	290.000
70	3,0	291.000	300.000	591.000
71	1,5	225.000	200.000	425.000
72	1,3	126.000	200.000	326.000
73	0,8	114.000	150.000	264.000
74	1,1	138.000	200.000	338.000
75	1,0	138.000	200.000	338.000
76	1,0	126.000	200.000	326.000
77	1,1	162.000	200.000	362.000
78	1,2	162.000	200.000	362.000
79	1,0	114.000	200.000	314.000
80	1,5	195.000	200.000	395.000
81	0,7	114.000	150.000	264.000

Lanjutan Tabel 4

No	Luas Lahan (Ha)	Biaya Pupuk (Rp)	Biaya Tenaga Kerja (Rp)	Jumlah (Rp)
82	1,1	138.000	200.000	338.000
83	0,8	114.000	150.000	264.000
84	1,0	138.000	200.000	338.000
85	1,0	138.000	200.000	338.000
86	1,1	138.000	200.000	338.000
87	1,2	162.000	200.000	362.000
88	1,3	162.000	200.000	362.000
89	1,0	138.000	200.000	338.000
90	1,1	138.000	200.000	338.000
91	1,0	138.000	200.000	338.000
92	1,1	150.000	200.000	350.000
93	1,0	138.000	200.000	338.000
94	0,9	126.000	150.000	276.000
95	1,0	138.000	200.000	338.000
96	1,5	183.000	200.000	383.000
97	1,3	183.000	200.000	383.000
98	1,0	138.000	200.000	338.000
99	0,7	114.000	150.000	264.000
100	1,0	138.000	200.000	338.000
Total	118,4	15.162.000	19.700.000	34.862.000
Rata-Rata	1,20	151620,00	197000,00	348620,00

Tabel 5. Total Biaya Penerimaan

No	Luas Lahan (Ha)	Produksi (Kg)	Harga (Rp)	Jumlah (Rp)
1	1.2	150	17,000	3,400,000
2	1.5	190	17,000	3,230,000
3	1.5	180	17,000	3,060,000
4	4.0	400	15,000	6,000,000
5	1.0	120	17,000	2,040,000
6	0.8	100	17,000	1,700,000
7	1.2	140	17,000	2,380,000
8	1.3	180	15,000	2,700,000
9	1.8	200	15,000	3,000,000
10	1.1	145	17,000	2,465,000
11	1.0	120	15,000	1,800,000
12	1.2	130	15,000	1,950,000
13	0.7	90	15,000	1,350,000
14	1.1	120	15,000	1,800,000
15	0.8	90	15,000	1,350,000
16	2.0	210	15,000	3,150,000
17	1.8	130	15,000	1,950,000
18	1.3	100	15,000	1,500,000
19	1.1	100	15,000	1,500,000
20	0.9	90	15,000	1,350,000
21	1.0	130	15,000	1,950,000
22	1.0	120	15,000	1,800,000
23	1.2	140	15,000	2,100,000
24	1.0	100	17,000	1,700,000
25	1.5	160	17,000	2,720,000
26	1.1	100	17,000	1,700,000
27	1.1	110	17,000	1,870,000
28	1.2	110	15,000	1,650,000
29	1.0	120	15,000	1,800,000
30	1.0	110	17,000	1,870,000
31	1.0	120	15,000	1,800,000
32	1.3	100	17,000	1,700,000
33	1,1,	100	17,000	1,700,000
34	1.3	170	17,000	2,890,000
35	1.1	100	15,000	1,500,000
36	1.8	140	17,000	2,380,000
37	1.0	130	17,000	2,210,000
38	1.0	100	17,000	1,700,000
39	1.1	150	15,000	2,250,000



Lanjutan Tabel 5

No	Luas Lahan (Ha)	Produksi (Kg)	Harga (Rp)	Jumlah (Rp)
40	0.7	120	17,000	2,040,000
41	1.3	120	17,000	2,040,000
42	0.9	120	17,000	2,040,000
43	1.0	100	17,000	1,700,000
44	1.0	100	15,000	1,500,000
45	1.2	100	15,000	1,500,000
46	2.0	120	15,000	1,800,000
47	1.3	100	17,000	1,700,000
48	1.1	110	17,000	1,870,000
49	1.3	110	17,000	1,870,000
50	1.5	130	17,000	2,210,000
51	1.0	120	17,000	2,040,000
52	0.8	120	17,000	2,040,000
53	1.2	140	17,000	2,380,000
54	1.3	130	17,000	2,210,000
55	1.0	100	15,000	1,500,000
56	1.2	160	15,000	2,400,000
57	1.0	140	15,000	2,100,000
58	1.8	120	17,000	2,040,000
59	1.4	100	17,000	1,700,000
60	1.0	100	15,000	1,500,000
61	0.9	130	17,000	2,210,000
62	1.1	130	17,000	2,210,000
63	1.3	120	17,000	2,040,000
64	1.0	150	17,000	2,550,000
65	1.4	100	17,000	1,700,000
66	1.2	100	17,000	1,700,000
67	1.0	80	17,000	1,360,000
68	1.0	130	17,000	2,210,000
69	1.2	150	17,000	2,550,000
70	3.0	130	17,000	2,210,000
71	1.5	140	17,000	2,380,000
72	1.3	120	17,000	2,040,000
73	0.8	100	17,000	1,700,000
74	1.1	120	17,000	2,040,000
75	1.0	120	17,000	2,040,000
76	1.0	100	17,000	1,700,000
77	1.1	110	17,000	1,870,000
78	1.2	110	15,000	1,650,000

Lanjutan Tabel.5

No	Luas Lahan (Ha)	Produksi (Kg)	Harga (Rp)	Jumlah (Rp)
79	1.0	120	15,000	1,800,000
80	1.5	140	15,000	2,100,000
81	0.7	80	17,000	1,360,000
82	1.1	100	17,000	1,700,000
83	0.8	110	15,000	1,650,000
84	1.0	110	17,000	1,870,000
85	1.0	140	15,000	2,100,000
86	1.1	120	17,000	2,040,000
87	1.2	100	17,000	1,700,000
88	1.3	80	17,000	1,360,000
89	1.0	120	15,000	1,800,000
90	1.1	100	15,000	1,500,000
91	1.0	110	17,000	1,870,000
92	1.1	80	15,000	1,200,000
93	1.0	100	17,000	1,700,000
94	0.9	160	17,000	2,720,000
95	1.0	100	15,000	1,500,000
96	1.5	90	17,000	1,530,000
97	1.3	100	17,000	1,700,000
98	1.0	100	15,000	1,500,000
99	0.7	110	15,000	1,650,000
100	1.0	90	17,000	1,530,000
Total	118.4	12,255	1,622,000	199,185,000
Rata-Rata	1.20	123	16,220	1,991,850

Tabel 6. Pendapatan Petani Pala

No	Luas Lahan (Ha)	Total Penerimaan (Rp)	Total Biaya (Rp)	Pendapatan (Rp)
1	1.2	3,400,000	507,500	2,892,500
2	1.5	3,230,000	485,000	2,745,000
3	1.5	3,060,000	532,500	2,527,500
4	4.0	6,000,000	965,000	5,035,000
5	1.0	2,040,000	382,500	1,657,500
6	0.8	1,700,000	367,500	1,332,500
7	1.2	2,380,000	590,000	1,790,000
8	1.3	2,700,000	477,500	2,222,500
9	1.8	3,000,000	590,000	2,410,000
10	1.1	2,465,000	550,000	1,915,000
11	1.0	1,800,000	567,500	1,232,500
12	1.2	1,950,000	422,500	1,527,500
13	0.7	1,350,000	355,000	995,000
14	1.1	1,800,000	617,500	1,182,500
15	0.8	1,350,000	460,000	890,000
16	2.0	3,150,000	670,000	2,480,000
17	1.8	1,950,000	477,500	1,472,500
18	1.3	1,500,000	472,500	1,027,500
19	1.1	1,500,000	532,500	967,500
20	0.9	1,350,000	382,500	967,500
21	1.0	1,950,000	570,000	1,380,000
22	1.0	1,800,000	470,000	1,330,000
23	1.2	2,100,000	637,500	1,462,500
24	1.0	1,700,000	570,000	1,130,000
25	1.5	2,720,000	787,500	1,932,500
26	1.1	1,700,000	550,000	1,150,000
27	1.1	1,870,000	490,000	1,380,000
28	1.2	1,650,000	537,500	1,112,500
29	1.0	1,800,000	402,500	1,397,500
30	1.0	1,870,000	420,000	1,450,000
31	1.0	1,800,000	392,500	1,407,500
32	1.3	1,700,000	552,500	1,147,500
33	1.1,	1,700,000	557,500	1,142,500
34	1.3	2,890,000	552,500	2,337,500
35	1.1	1,500,000	470,000	1,030,000
36	1.8	2,380,000	717,500	1,662,500
37	1.0	2,210,000	452,500	1,757,500
38	1.0	1,700,000	422,500	1,277,500
39	1.1	2,250,000	537,500	1,712,500
40	0.7	2,040,000	420,000	1,620,000

Lanjutan Tabel 6

No	Luas Lahan (Ha)	Total Penerimaan (Rp)	Total Biaya (Rp)	Pendapatan (Rp)
41	1.3	2,040,000	787,500	1,252,500
42	0.9	2,040,000	570,000	1,470,000
43	1.0	1,700,000	432,500	1,267,500
44	1.0	1,500,000	470,000	1,030,000
45	1.2	1,500,000	637,500	862,500
46	2.0	1,800,000	747,500	1,052,500
47	1.3	1,700,000	537,500	1,162,500
48	1.1	1,870,000	470,000	1,400,000
49	1.3	1,870,000	720,000	1,150,000
50	1.5	2,210,000	722,500	1,487,500
51	1.0	2,040,000	570,000	1,470,000
52	0.8	2,040,000	502,500	1,537,500
53	1.2	2,380,000	552,500	1,827,500
54	1.3	2,210,000	720,000	1,490,000
55	1.0	1,500,000	435,000	1,065,000
56	1.2	2,400,000	637,500	1,762,500
57	1.0	2,100,000	502,500	1,597,500
58	1.8	2,040,000	682,500	1,357,500
59	1.4	1,700,000	597,500	1,102,500
60	1.0	1,500,000	402,500	1,097,500
61	0.9	2,210,000	352,500	1,857,500
62	1.1	2,210,000	470,000	1,740,000
63	1.3	2,040,000	470,000	1,570,000
64	1.0	2,550,000	470,000	2,080,000
65	1.4	1,700,000	637,500	1,062,500
66	1.2	1,700,000	470,000	1,230,000
67	1.0	1,360,000	422,500	937,500
68	1.0	2,210,000	502,500	1,707,500
69	1.2	2,550,000	585,000	1,965,000
70	3.0	2,210,000	1,187,500	1,022,500
71	1.5	2,380,000	637,500	1,742,500
72	1.3	2,040,000	452,500	1,587,500
73	0.8	1,700,000	402,500	1,297,500
74	1.1	2,040,000	470,000	1,570,000
75	1.0	2,040,000	470,000	1,570,000
76	1.0	1,700,000	452,500	1,247,500
77	1.1	1,870,000	537,500	1,332,500
78	1.2	1,650,000	510,000	1,140,000
79	1.0	1,800,000	402,500	1,397,500
80	1.5	2,100,000	637,500	1,462,500

Lanjutan Tabel 6

No	Luas Lahan (Ha)	Total Penerimaan (Rp)	Total Biaya (Rp)	Pendapatan (Rp)
81	0.7	1,360,000	402,500	957,500
82	1.1	1,700,000	470,000	1,230,000
83	0.8	1,650,000	402,500	1,247,500
84	1.0	1,870,000	470,000	1,400,000
85	1.0	2,100,000	490,000	1,610,000
86	1.1	2,040,000	470,000	1,570,000
87	1.2	1,700,000	787,500	912,500
88	1.3	1,360,000	532,500	827,500
89	1.0	1,800,000	470,000	1,330,000
90	1.1	1,500,000	402,500	1,097,500
91	1.0	1,870,000	402,500	1,467,500
92	1.1	1,200,000	740,000	460,000
93	1.0	1,700,000	570,000	1,130,000
94	0.9	2,720,000	502,500	2,217,500
95	1.0	1,500,000	470,000	1,030,000
96	1.5	1,530,000	902,500	627,500
97	1.3	1,700,000	570,000	1,130,000
98	1.0	1,500,000	452,500	1,047,500
99	0.7	1,650,000	402,500	1,247,500
100	1.0	1,530,000	570,000	960,000
Total	118.4	199,185,000	53,632,500	145,552,500
Rata-Rata	1.20	1,991,850	536,325	1,455,525

Tabel 7. Total Jumlah Variabel X dan Y

No	Luas Lahan X1	Umur Tanaman X2	Pupuk X3	Tenaga Kerja X4	Pendapatan Y
1	1.2	14	307,500	200,000	2,892,500
2	1.5	14	325,000	160,000	2,745,000
3	1.5	13	292,500	240,000	2,527,500
4	4.0	16	565,000	400,000	5,035,000
5	1.0	13	222,500	160,000	1,657,500
6	0.8	11	207,500	160,000	1,332,500
7	1.2	14	290,000	300,000	1,790,000
8	1.3	10	317,500	160,000	2,222,500
9	1.8	12	350,000	240,000	2,410,000
10	1.1	13	250,000	300,000	1,915,000
11	1.0	14	267,500	300,000	1,232,500
12	1.2	15	222,500	200,000	1,527,500
13	0.7	16	155,000	200,000	995,000
14	1.1	11	317,500	300,000	1,182,500
15	0.8	11	260,000	200,000	890,000
16	2.0	12	430,000	240,000	2,480,000
17	1.8	12	317,500	160,000	1,472,500
18	1.3	14	232,500	240,000	1,027,500
19	1.1	15	232,500	300,000	967,500
20	0.9	13	182,500	200,000	967,500
21	1.0	13	270,000	300,000	1,380,000
22	1.0	10	270,000	200,000	1,330,000
23	1.2	16	337,500	300,000	1,462,500
24	1.0	16	270,000	300,000	1,130,000
25	1.5	12	337,500	450,000	1,932,500
26	1.1	13	250,000	300,000	1,150,000
27	1.1	13	290,000	200,000	1,380,000
28	1.2	12	337,500	200,000	1,112,500
29	1.0	14	202,500	200,000	1,397,500
30	1.0	11	220,000	200,000	1,450,000
31	1.0	11	192,500	200,000	1,407,500
32	1.3	12	252,500	300,000	1,147,500
33	1.1	13	357,500	200,000	1,142,500
34	1.3	14	252,500	300,000	2,337,500
35	1.1	12	270,000	200,000	1,030,000
36	1.8	11	317,500	400,000	1,662,500
37	1.0	10	252,500	200,000	1,757,500
38	1.0	10	222,500	200,000	1,277,500
39	1.1	12	337,500	200,000	1,712,500
40	0.7	11	220,000	200,000	1,620,000

Lanjutan Tabel 7

No	Luas Lahan X1	Umur Tanaman X2	Pupuk X3	Tenaga Kerja X4	Pendapatan Y
41	1.3	13	337,500	450,000	1,252,500
42	0.9	11	270,000	300,000	1,470,000
43	1.0	11	232,500	200,000	1,267,500
44	1.0	10	270,000	200,000	1,030,000
45	1.2	10	337,500	300,000	862,500
46	2.0	13	347,500	400,000	1,052,500
47	1.3	13	337,500	200,000	1,162,500
48	1.1	14	270,000	200,000	1,400,000
49	1.3	14	270,000	450,000	1,150,000
50	1.5	15	272,500	450,000	1,487,500
51	1.0	15	270,000	300,000	1,470,000
52	0.8	12	202,500	300,000	1,537,500
53	1.2	12	252,500	300,000	1,827,500
54	1.3	12	270,000	450,000	1,490,000
55	1.0	11	135,000	300,000	1,065,000
56	1.2	11	337,500	300,000	1,762,500
57	1.0	10	302,500	200,000	1,597,500
58	1.8	10	282,500	400,000	1,357,500
59	1.4	10	297,500	300,000	1,102,500
60	1.0	10	202,500	200,000	1,097,500
61	0.9	12	152,500	200,000	1,857,500
62	1.1	13	270,000	200,000	1,740,000
63	1.3	13	270,000	200,000	1,570,000
64	1.0	14	270,000	200,000	2,080,000
65	1.4	14	337,500	300,000	1,062,500
66	1.2	15	270,000	200,000	1,230,000
67	1.0	15	222,500	200,000	937,500
68	1.0	16	202,500	300,000	1,707,500
69	1.2	16	135,000	450,000	1,965,000
70	3.0	12	437,500	750,000	1,022,500
71	1.5	12	337,500	300,000	1,742,500
72	1.3	10	252,500	200,000	1,587,500
73	0.8	11	202,500	200,000	1,297,500
74	1.1	13	270,000	200,000	1,570,000
75	1.0	14	270,000	200,000	1,570,000
76	1.0	15	252,500	200,000	1,247,500
77	1.1	18	337,500	200,000	1,332,500
78	1.2	10	310,000	200,000	1,140,000
79	1.0	12	202,500	200,000	1,397,500
80	1.5	14	337,500	300,000	1,462,500

Lanjutan Tabel 7

No	Luas Lahan X1	Umur Tanaman X2	Pupuk X3	Tenaga Kerja X4	Pendapatan Y
81	0.7	15	202,500	200,000	957,500
82	1.1	15	270,000	200,000	1,230,000
83	0.8	15	202,500	200,000	1,247,500
84	1.0	12	270,000	200,000	1,400,000
85	1.0	12	290,000	200,000	1,610,000
86	1.1	12	270,000	200,000	1,570,000
87	1.2	10	337,500	450,000	912,500
88	1.3	10	232,500	300,000	827,500
89	1.0	10	270,000	200,000	1,330,000
90	1.1	15	202,500	200,000	1,097,500
91	1.0	11	202,500	200,000	1,467,500
92	1.1	15	290,000	450,000	460,000
93	1.0	16	270,000	300,000	1,130,000
94	0.9	16	202,500	300,000	2,217,500
95	1.0	12	270,000	200,000	1,030,000
96	1.5	13	302,500	600,000	627,500
97	1.3	14	270,000	300,000	1,130,000
98	1.0	14	252,500	200,000	1,047,500
99	0.7	15	202,500	200,000	1,247,500
100	1.0	10	270,000	300,000	960,000



## Regression Produksi

### Model Summary<sup>b</sup>

Model	R	R Square	Adjusted R Square	Std. Error of the Estimate
p1	.749 <sup>a</sup>	.561	.543	25.68644

a. Predictors: (Constant), Jumlah Tenaga Kerja, Umur Tanaman, Jumlah Pupuk, Luas Lahan

b. Dependent Variable: Produksi

### ANOVA<sup>a</sup>

Model	Sum of Squares	df	Mean Square	F	Sig.
Regression	80194.378	4	20048.595	30.386	.000 <sup>b</sup>
1 Residual	62680.372	95	659.793		
Total	142874.750	99			

a. Dependent Variable: Produksi

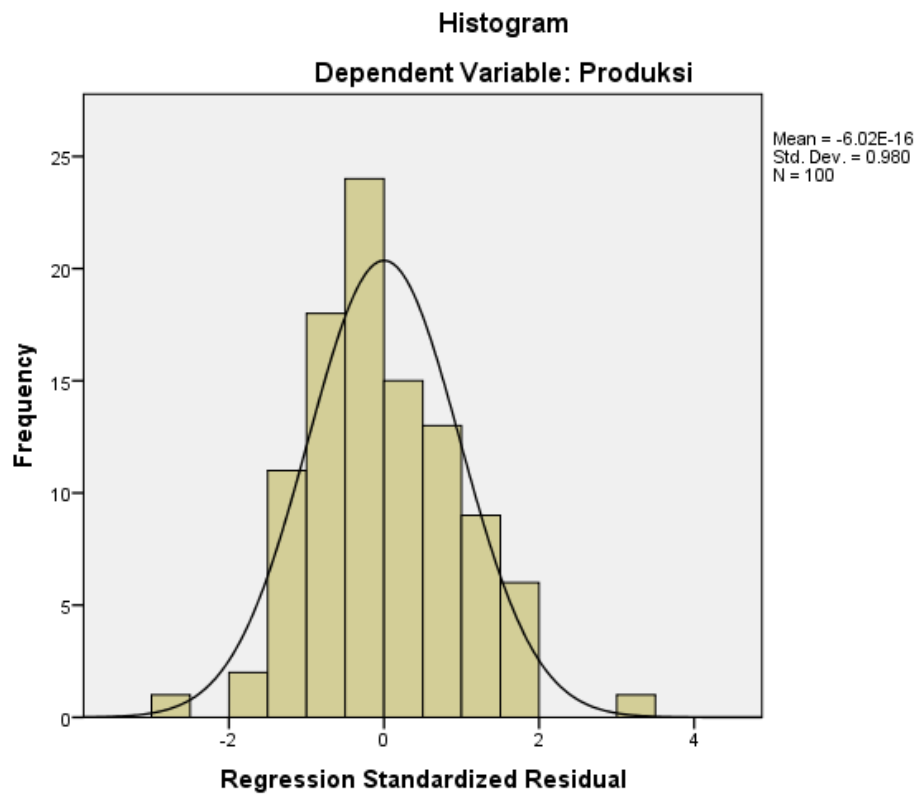
b. Predictors: (Constant), Jumlah Tenaga Kerja, Umur Tanaman, Jumlah Pupuk, Luas Lahan

### Coefficients<sup>a</sup>

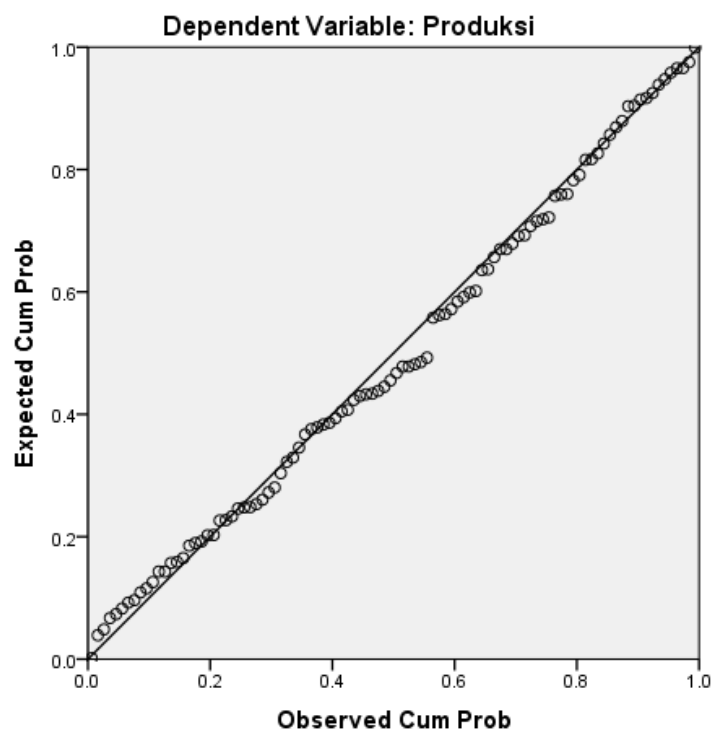
Model	Unstandardized Coefficients		Standardized Coefficients	t	Sig.	Collinearity Statistics	
	B	Std. Error	Beta			Tolerance	VIF
(Constant)	20.152	21.730		.927	.356		
Luas Lahan	64.785	10.119	.758	6.403	.000	.330	3.034
Umur Tanaman	3.115	1.270	.168	2.452	.016	.985	1.015
1 Jumlah Pupuk	.389	.191	.196	2.035	.045	.500	2.000
Jumlah Tenaga Kerja	-19.249	5.779	-.321	-3.331	.001	.496	2.014

a. Dependent Variable: Produksi

## Charts



Normal P-P Plot of Regression Standardized Residual



Coefficients<sup>a</sup>

Model	Unstandardized Coefficients		Standardized Coefficients Beta	t	Sig.	Collinearity Statistics	
	B	Std. Error				Tolerance	VIF
(Constant)	20.152	21.730		.927	.356		
Luas Lahan	64.785	10.119	.758	6.403	.000	.330	3.034
Umur Tanaman	3.115	1.270	.168	2.452	.016	.985	1.015
<sup>1</sup> Jumlah Pupuk	.389	.191	.196	2.035	.045	.500	2.000
Jumlah Tenaga Kerja	-19.249	5.779	-.321	3.331	.001	.496	2.014

a. Dependent Variable: Produksi

## Correlations

		Luas Lahan	Umur Tanaman	Jumlah Pupuk	Jumlah Tenaga Kerja	Produksi	Unstandarized Residual
Luas Lahan	Pearson Correlation	1	.053	.705**	.707**	.678**	.000
	Sig. (2-tailed)		.602	.000	.000	.000	1.000
	N	100	100	100	100	100	100
Umur Tanaman	Pearson Correlation	.053	1	-.011	-.022	.213*	.000
	Sig. (2-tailed)	.602		.911	.828	.034	1.000
	N	100	100	100	100	100	100
Jumlah Pupuk	Pearson Correlation	.705**	-.011	1	.498**	.568**	.000
	Sig. (2-tailed)	.000	.911		.000	.000	1.000
	N	100	100	100	100	100	100
Jumlah Tenaga Kerja	Pearson Correlation	.707**	-.022	.498**	1	.308**	.000
	Sig. (2-tailed)	.000	.828	.000		.002	1.000
	N	100	100	100	100	100	100
Produksi	Pearson Correlation	.678**	.213*	.568**	.308**	1	.662**
	Sig. (2-tailed)	.000	.034	.000	.002		.000
	N	100	100	100	100	100	100
Unstandarized Residual	Pearson Correlation	.000	.000	.000	.000	.662**	1
	Sig. (2-tailed)	1.000	1.000	1.000	1.000	.000	
	N	100	100	100	100	100	100

\*\* . Correlation is significant at the 0.01 level (2-tailed).

\* . Correlation is significant at the 0.05 level (2-tailed).

## Regression Pendapatan

### Model Summary

Model	R	R Square	Adjusted R Square	Std. Error of the Estimate
1	.924 <sup>a</sup>	.855	.852	231941.69324

a. Predictors: (Constant), Upah Tenaga Kerja, Biaya Pupuk

### ANOVA<sup>a</sup>

Model	Sum of Squares	df	Mean Square	F	Sig.
Regression	30666683501078.266	2	15333341750539.133	285.023	.000 <sup>b</sup>
1 Residual	5218304058921.743	97	53796949061.049		
Total	35884987560000.010	99			

a. Dependent Variable: Pendapatan

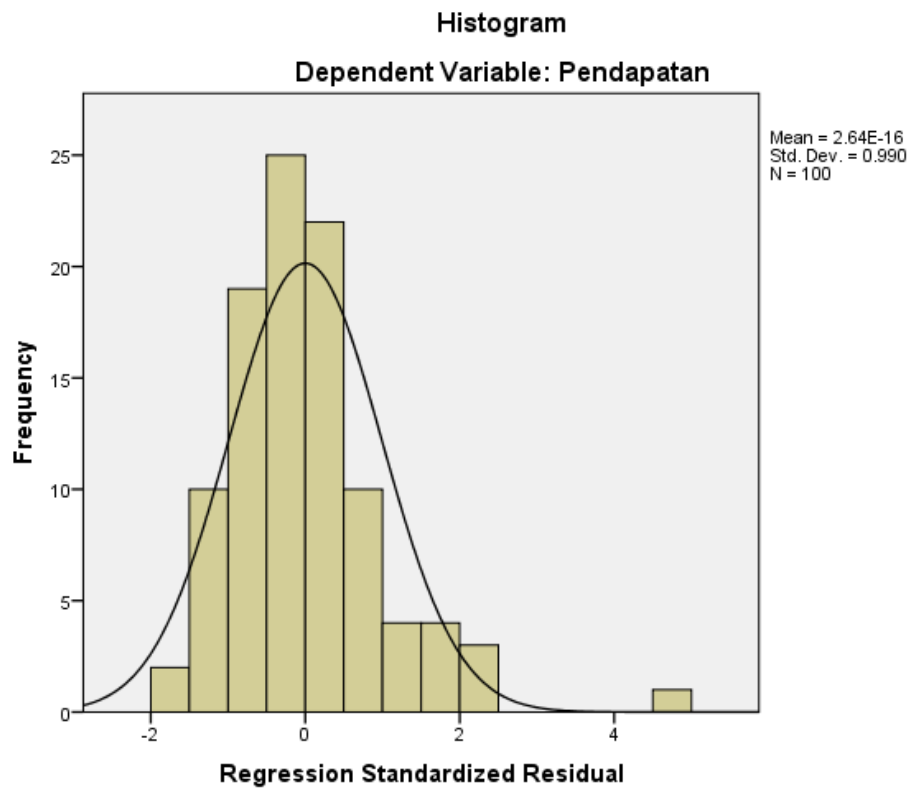
b. Predictors: (Constant), Upah Tenaga Kerja, Biaya Pupuk

### Coefficients<sup>a</sup>

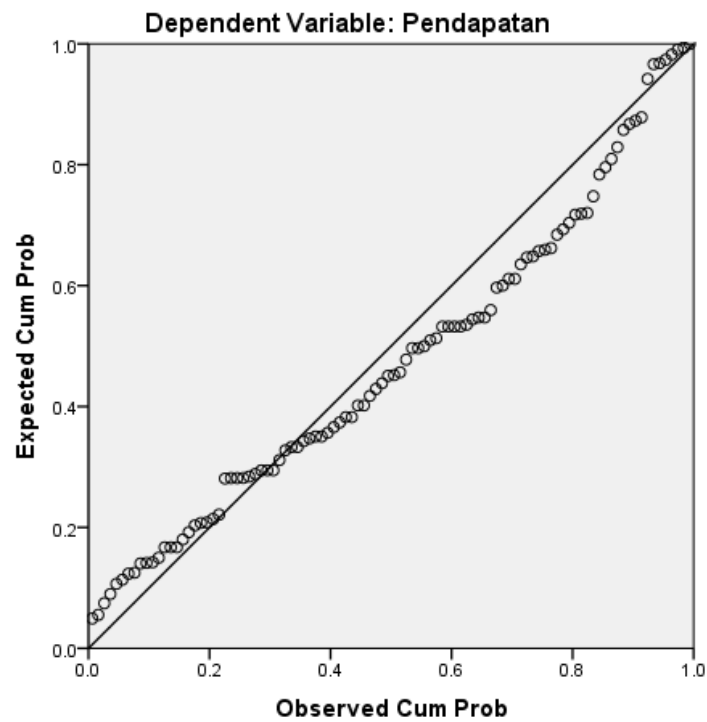
Model	Unstandardized Coefficients		Standardized Coefficients	t	Sig.
	B	Std. Error	Beta		
(Constant)	-825773.156	200351.183		-4.122	.000
1 Biaya Pupuk	3.351	.760	.237	4.408	.000
Upah Tenaga Kerja	18.345	1.323	.744	13.862	.000

a. Dependent Variable: Pendapatan

## Charts



Normal P-P Plot of Regression Standardized Residual



Coefficients<sup>a</sup>

Model	Unstandardized Coefficients		Standardized Coefficients Beta	t	Sig.	Collinearity Statistics	
	B	Std. Error				Tolerance	VIF
(Constant)	661428.356	236962.329		2.791	.006		
1 Biaya Pupuk	4.095	.868	.458	4.716	.000	.886	1.129
Upah Tenaga kerja	-1.194	.550	-.211	-2.171	.032	.886	1.129

a. Dependent Variable: Pendapatan

## Correlations

		Biaya Pupuk	Upah Tenaga kerja	Pendapatan	Unstandardized Residual
Biaya Pupuk	Pearson Correlation	1	.338**	.387**	.000
	Sig. (2-tailed)		.001	.000	1.000
	N	100	100	100	100
Upah Tenaga kerja	Pearson Correlation	.338**	1	-.056	.000
	Sig. (2-tailed)	.001		.581	1.000
	N	100	100	100	100
Pendapatan	Pearson Correlation	.387**	-.056	1	.901**
	Sig. (2-tailed)	.000	.581		.000
	N	100	100	100	100
Unstandardized Residual	Pearson Correlation	.000	.000	.901**	1
	Sig. (2-tailed)	1.000	1.000	.000	
	N	100	100	100	100

\*\* . Correlation is significant at the 0.01 level (2-tailed).