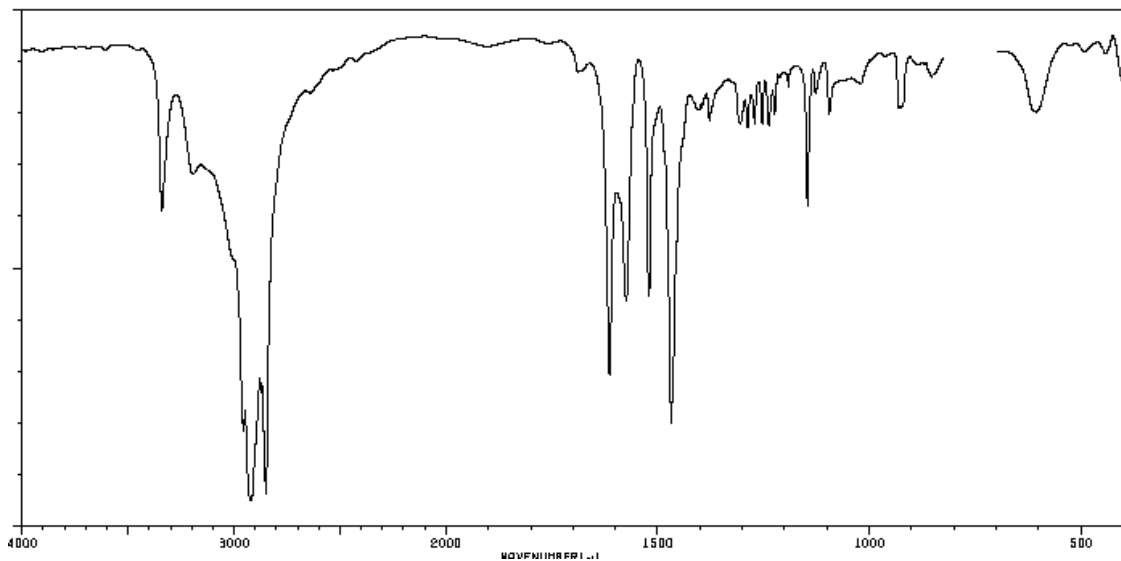


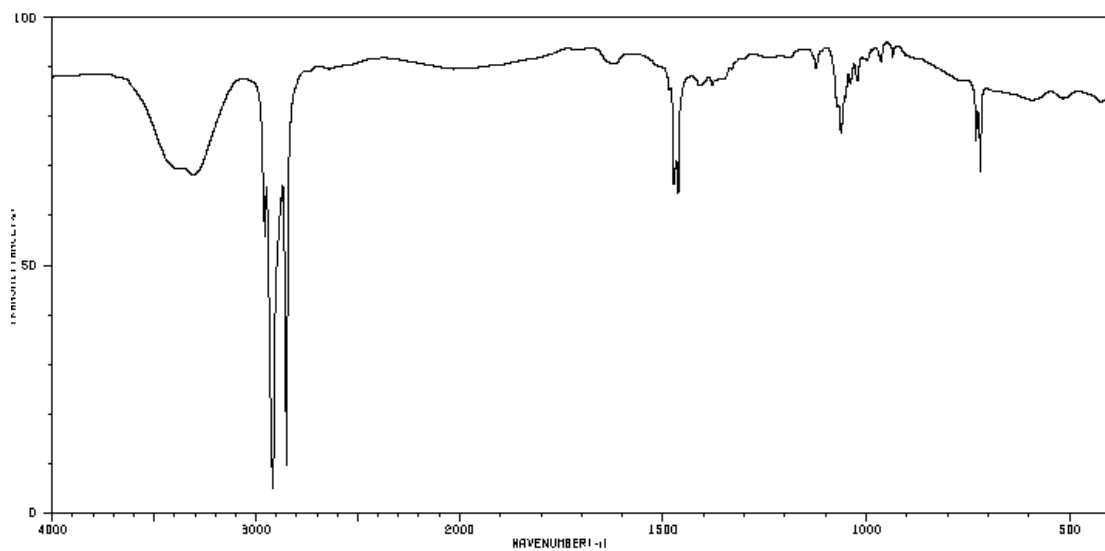
LAMPIRAN

Lampiran A



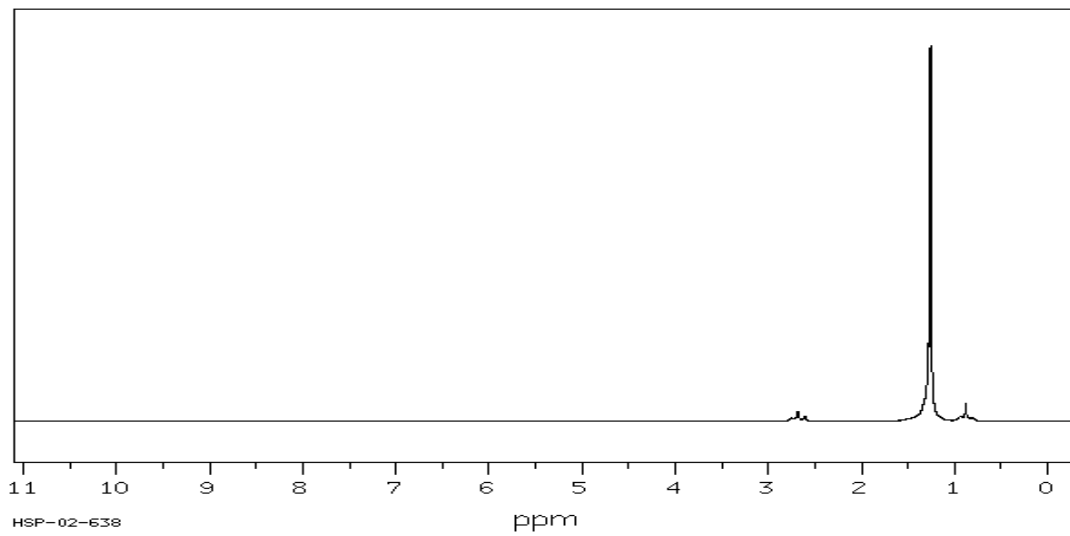
Spektrum FT-IR Oktadekil Amina (Spectral Data Base System) (diambil dari <http://riodb01.ibase.aist.go.jp/sdbs/cgi-bin/IMG.cgi?imgdir=ir&fnameNIDA6210&sdbsno=1639>)

Lampiran B



Spektrum FT-IR Oktadekil Alkohol (Spectral Data Base System) (diambil dari http://riodb01.ibase.aist.go.jp/sdbs/cgi-bin/direct_frame_top.cgi)

Lampiran C



Spektrum ^1H – NMR Oktadekil Amina (Spectral Data Base System) (diambil dari http://riodb01.ibase.aist.go.jp/sdbs/cgi-bin/img_disp.cgi?disptype=disp3&imgdir=hsp&fnameHSP02638&sdbno=1639)